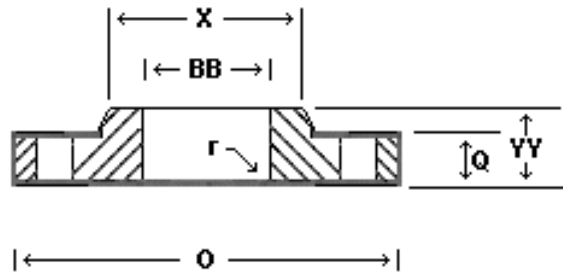
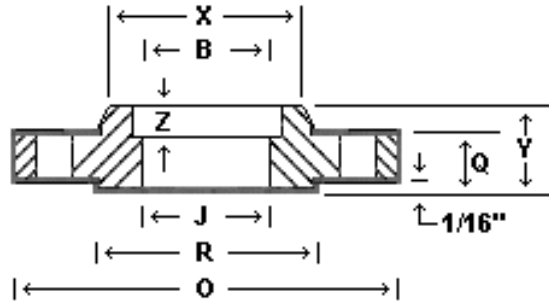


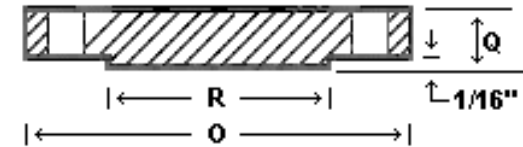
Dimensions for Class 300 Flanges



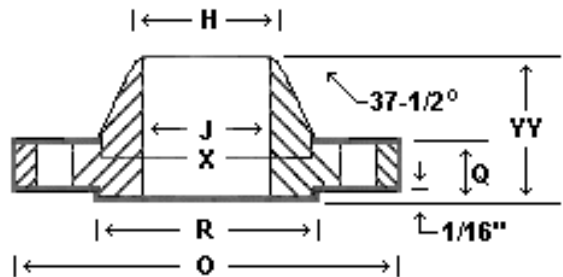
LAP JOINT



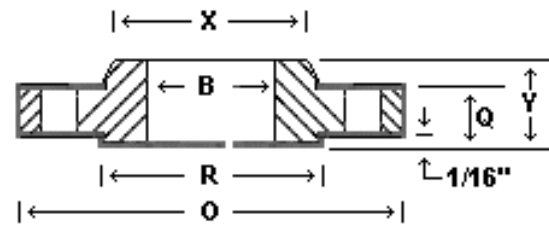
SOCKET



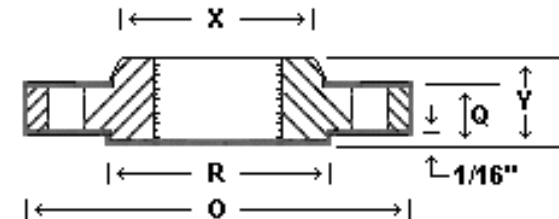
BLIND



WELDING NECK



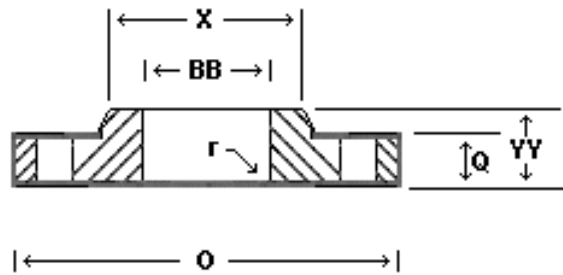
SLIP ON



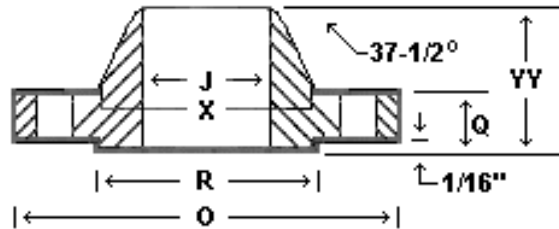
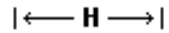
THREADED

Nom. Pipe Size (inches)	O	Q*	R	X	No. and** Dia of Bolt Holes	Bolt Circle Dia.	YY*	H	J	Y*	B	R	YV	BB	Z	C	T
1/2	3.75	0.56	1.38	1.50	4-0.62	2.62	2.06	0.84	0.62	0.88	0.88	0.12	0.88	0.90	0.38	0.93	0.62
3/4	4.62	0.62	1.69	1.88	4-0.75	3.25	2.25	1.05	0.82	1.00	1.09	0.12	1.00	1.11	0.44	1.14	0.62
1	4.88	0.69	2.00	2.12	4-0.75	3.50	2.44	1.32	1.05	1.06	1.36	0.12	1.06	1.38	0.50	1.41	0.69
1 1/4	5.25	0.75	2.50	2.50	4-0.75	3.88	2.56	1.66	1.38	1.06	1.70	0.19	1.06	1.72	0.56	1.75	0.81
1 1/2	6.12	0.81	2.88	2.75	4-0.88	4.50	2.69	1.90	1.61	1.19	1.95	0.25	1.19	1.97	0.62	1.99	0.88
2	6.50	0.88	3.62	3.31	8-0.75	5.00	2.75	2.38	2.07	1.31	2.44	0.31	1.31	2.46	0.69	2.50	1.12
2 1/2	7.50	1.00	4.12	3.94	8-0.88	5.88	3.00	2.88	2.47	1.50	2.94	0.31	1.50	2.97	0.75	3.00	1.25
3	8.25	1.12	5.00	4.62	8-0.88	6.62	3.12	3.50	3.07	1.69	3.57	0.38	1.69	3.60	0.81	3.63	1.25
3 1/2	9.00	1.19	5.50	5.25	8-0.88	7.25	3.19	4.00	3.55	1.75	4.07	0.38	1.75	4.10		4.13	1.44
4	10.00	1.25	6.19	5.75	8-0.88	7.88	3.38	4.50	4.03	1.88	4.57	0.44	1.88	4.60		4.63	1.44
5	11.00	1.38	7.31	7.00	8-0.88	9.25	3.88	5.56	5.05	2.00	5.66	0.44	2.00	5.69		5.69	1.69
6	12.50	1.44	8.50	8.12	12-0.88	10.62	3.88	6.63	6.07	2.06	6.72	0.50	2.06	6.75		6.75	1.81

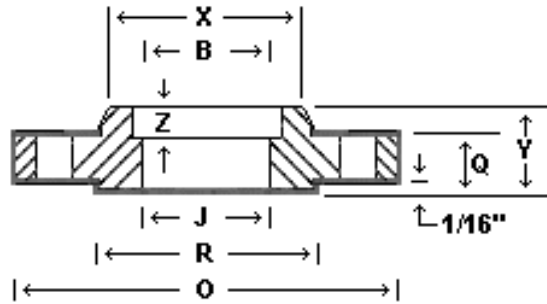
Dimensions for Class 300 Flanges



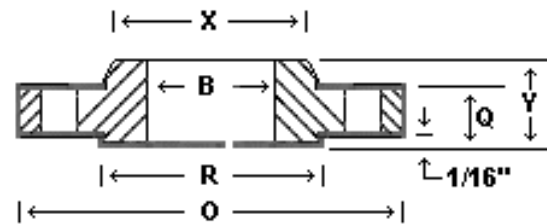
LAP JOINT



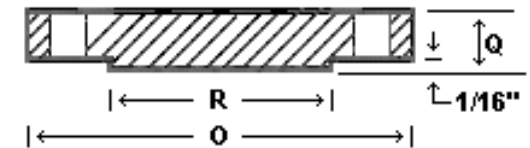
WELDING NECK



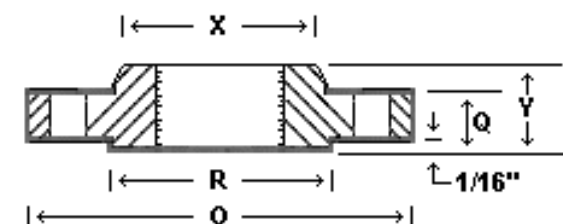
SOCKET



SLIP ON



BLIND



THREADED

Nom. Pipe Size (inches)	O	Q*	R	X	No. and** Dia of Bolt Holes	Bolt Circle Dia.	YY*	H	J	Y*	B	R	YV	BB	Z	C	T
8	15.00	1.62	10.62	10.25	12-1.00	13.00	4.38	8.63	7.98	2.44	8.72	0.50	2.44	8.75		8.75	2.00
10	17.50	1.88	12.75	12.62	16-1.12	15.25	4.62	10.75	10.02	2.62	10.88	0.50	3.75	10.92		10.88	2.19
12	20.50	2.00	15.00	14.75	16-1.25	17.75	5.12	12.75	12.00	2.88	12.88	0.50	4.00	12.92		12.94	2.38
14	23.00	2.12	16.25	16.75	20-1.25	20.25	5.62	14.00		3.00	14.14	0.50	4.38	14.18		14.19	2.50
16	25.50	2.25	18.50	19.00	20-1.38	22.50	5.75	16.00		3.25	16.16	0.50	4.75	16.19		16.19	2.69
18	28.00	2.38	21.00	21.00	24-1.38	24.75	6.25	18.00		3.50	18.18	0.50	5.12	18.20		18.19	2.75
20	30.50	2.50	23.00	23.12	24-1.38	27.00	6.38	20.00		3.75	20.20	0.50	5.50	20.25		20.19	2.88
24	36.00	2.75	27.25	27.62	24-1.62	32.00	6.62	24.00		4.19	24.25	0.50	6.00	24.25		24.19	3.25

To Be Specified by Purchaser