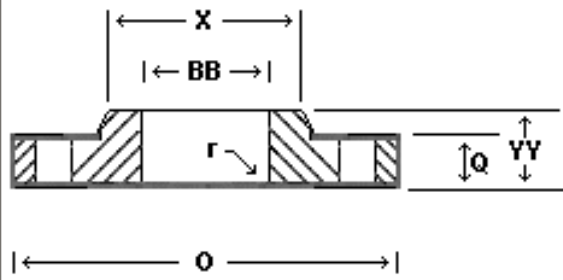
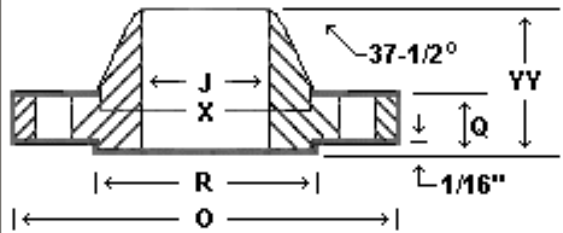


## Dimensions for Class 600 Flanges

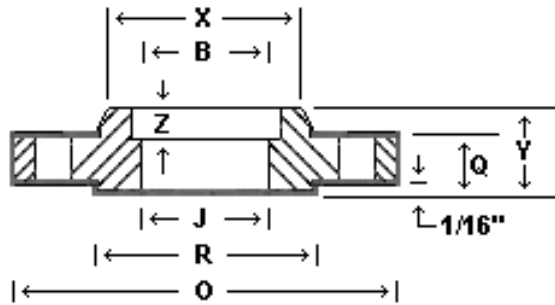


**LAP JOINT**

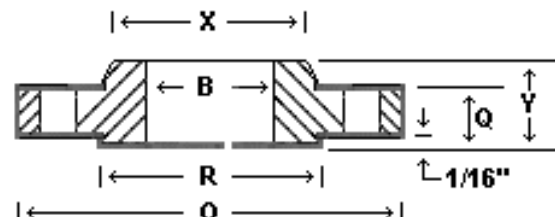
H



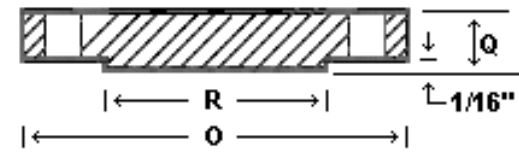
**WELDING NECK**



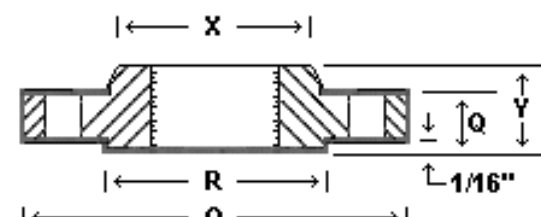
**SOCKET**



**SLIP ON**



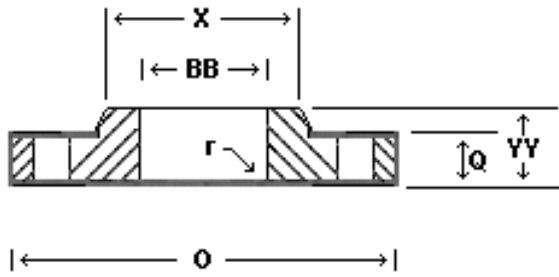
**BLIND**



**THREADED**

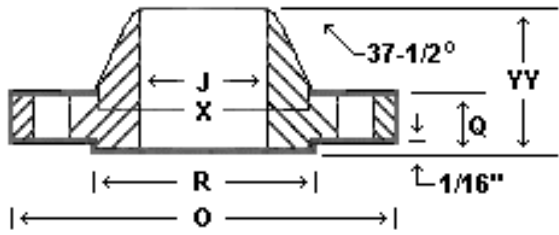
Nom. Pipe Size (inches)	O	Q*	R	X	No. and** Dia of Bolt Holes	Bolt Circle Dia.	YY*	H	J	Y*	B	r	YV	BB	Z	C	T
1/2	3.75	0.56	1.38	1.5	4-0.62	2.62	2.06	0.84	****	0.88	0.88	0.12	0.88	0.90	0.38	0.93	0.62
3/4	4.62	.62	1.69	1.88	4-0.75	3.25	2.25	1.05		1.00	1.09	0.12	1.00	1.11	.44	1.14	0.62
1	4.88	.69	2.00	2.12	4-0.75	3.50	2.44	1.32		1.06	1.36	0.12	1.06	1.38	0.5	1.41	0.69
1 1/4	5.25	0.81	2.50	2.5	4-0.75	3.88	2.62	1.66		1.12	1.70	0.19	1.12	1.72	0.56	1.75	0.81
1 1/2	6.12	0.88	2.88	2.75	4-0.88	4.50	2.75	1.90		1.25	1.95	0.25	1.25	1.97	0.62	1.99	0.88
2	6.50	1.00	3.62	3.31	8-0.75	5.00	2.88	2.38		1.44	2.44	0.31	1.44	2.46	0.69	2.50	1.12
2 1/2	7.50	1.12	4.12	3.94	8-0.88	5.88	3.12	2.88		1.62	2.94	0.31	1.62	2.97	0.75	3.00	1.25
3	8.25	1.25	5.00	4.62	8-0.88	6.62	3.25	3.50		1.81	3.57	0.38	1.81	3.60	0.81	3.63	1.38
3 1/2	9.00	1.38	5.5	5.25	8-1.00	7.25	3.38	4.00		1.94	4.07	0.38	1.94	4.10		4.13	1.56
4	10.75	1.50	6.19	6.00	8-1.00	8.50	4.00	4.50		2.12	4.57	0.44	2.12	4.60		4.63	1.62
5	13.00	1.75	7.31	7.44	8-1.12	10.50	4.50	5.56		2.38	5.66	0.44	2.38	5.69		5.69	1.88
6	14.00	1.88	8.50	8.75	12-1.12	11.50	4.62	6.63		2.62	6.72	0.50	2.62	6.75		6.75	2.00
8	16.50	2.19	10.62	10.75	12-1.25	13.75	5.25	8.63		3.00	8.72	0.50	3.00	8.75		8.75	2.25
10	20.00	2.50	12.75	13.5	16-1.38	17.00	6.00	10.75		3.38	10.88	0.50	4.38	10.92		10.88	2.56

### Dimensions for Class 600 Flanges

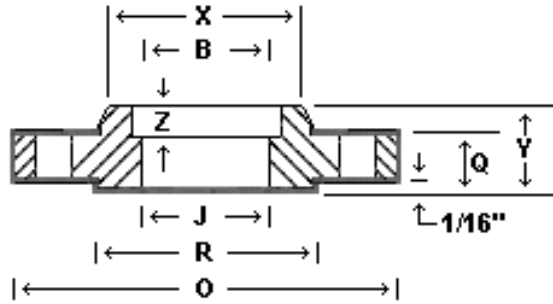


**LAP JOINT**

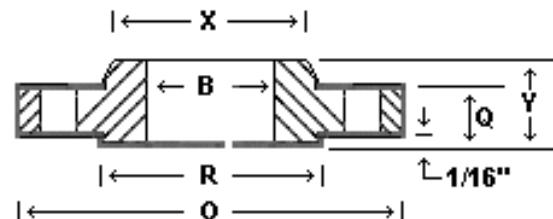
|← H →|



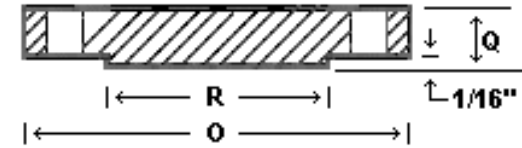
**WELDING NECK**



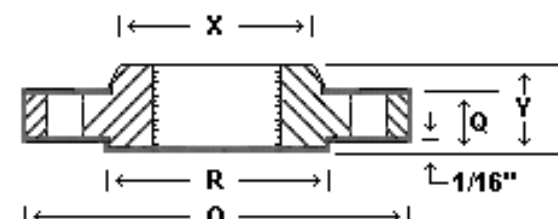
**SOCKET**



**SLIP ON**



**BLIND**



**THREADED**

Nom. Pipe Size (inches)	O	Q*	R	X	No. and Dia of Bolt Holes**	Bolt Circle Dia.	YY*	H	J	Y*	B	r	YV	BB	Z	C	T
12	22.00	2.62	15.00	15.75	20-1.38	19.25	6.12	12.75		3.62	12.88	0.50	4.62	12.92		12.94	2.75
14	23.75	2.75	16.25	17.00	20-1.50	20.75	6.50	14.00		3.69	14.14	0.50	5.00	14.18		14.19	2.88
16	27.00	3.00	18.50	19.50	20-1.62	23.75	7.00	16.00		4.19	16.16	0.50	5.5	16.19		18.19	3.06
18	29.25	3.25	21.00	21.50	20-1.75	25.75	7.25	18.00		4.62	18.18	0.50	6.00	18.20		18.10	3.12
20	32.00	3.50	23.00	24.00	24-1.75	28.50	7.50	20.00		5.00	20.2	0.50	6.5	20.25		20.19	3.25
24	37.00	4.00	27.25	28.25	24-2.00	33.00	8.00	24.00		5.50	24.25	0.50	7.25	24.25		24.19	3.62